


ABLUTIONS



ENGINEERED TO COPE
with the most challenging and remote work site



ABLUTIONS

Work Caravans abluion ranges of caravans are built tough with details to cleaning and maintenance being the centre of attention. Designed in an easily transportable package they are the solution to suit your shower and toilet requirements. Whether you are in the Mining Industry, Exploration, Caravan Park or Entertainment industry you will find the abluion caravan to suit your needs.


Work Caravans Australia's construction provides a cost-effective solution for any short-term or permanent site requirements. We have shower and toilet caravans for sale in a wide range of sizes and designs to suit any budget.

Work Caravans Ablution range suit a diverse array of situations, including;

- * Mine sites
- * Mining supplies
- * Drill sites
- * Exploration
- * Mobile camps
- * Caravan Park Accommodation
- * Emergency Accommodation
- * Entertainment Festivals

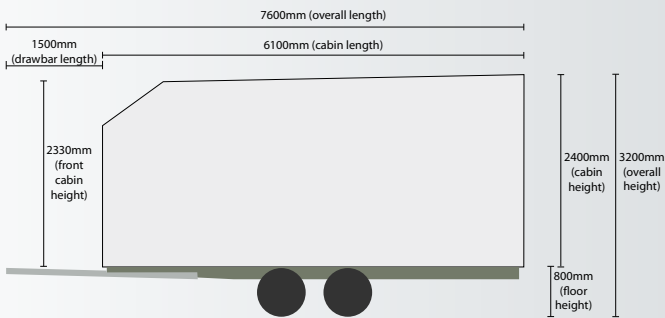
With Work Structures, you're sure to find the portable shower and toilet solution for your requirement.

Contact the Work Caravans sales team to assist you today.

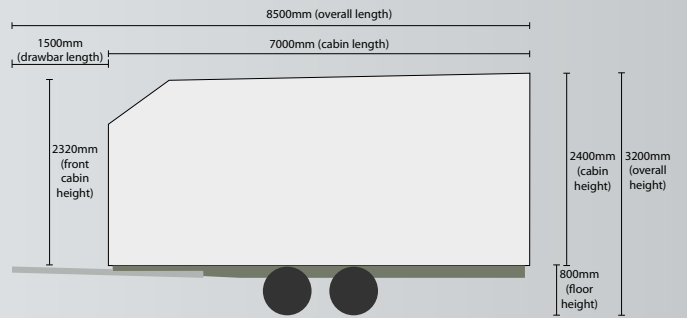


SERIES 9

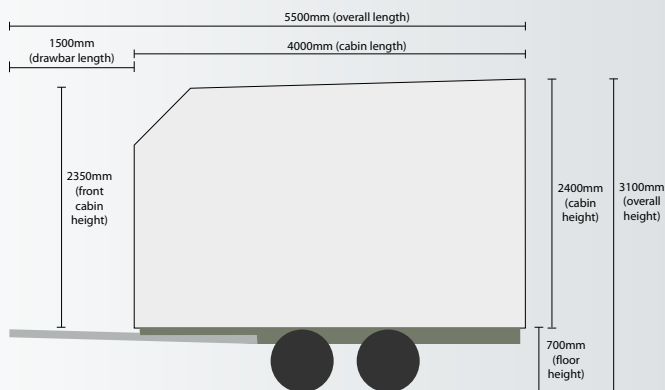
Dimension Specifications



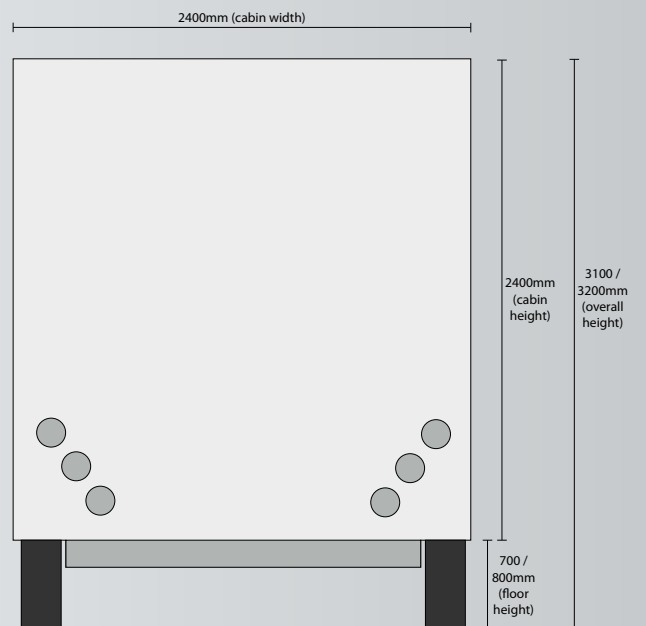
SERIES 6



SERIES 7



SERIES 4



Standard Features

	Galvanised Steel Chassis	Galvanised Steel Drawbar	Tow couple 50mm 3500kg Electric	Tandem 4 Ton Roller Rocker Springs	Tri-Axel 4.5 Ton Roller Rocker Springs	Axles 45mm Square Parallel Bearings	Electric Brakes to all Wheels	Electric Brakeaway System	Sunraysia Ford 14 x 6 Wheels	Sunraysia Landcruiser 15 x 7 Wheels	Light Truck 8 Ply Radial Tyres	Hydraulic Jack and Wheel Spanner	Jockey Wheel 700kg Solid Tyre	Stabilisers Quick Release Alloy Foot	LED Trailer Lights ADR Approved	Floor Marine Glued Ply Waterproofed	Commercial Vinyl R10 Slip Rated	Bluescope Colorbond® Insulated Walls	Bluescope Colorbond® Insulated Roof	Door 2040x820 Colorbond Sheeted	Door Frame Fully Welded 3 Hinge	Stairs Galvanised Fold-out 2 Tread	Propellor Plate Aluminium Trim	Aluminium Mudguards	Electrical Input 15A	Residual Current Circuit Breakers	Electrical Outputs Double Pole Insulated	Fire Extinguisher ADR Standard	Fire Alarm 240v Battery Backup
4 Series	S	S	S	S	N	S	S	S	S	O	S	S	S	S	S	S	S	S	S	S	S	S	S	S	S	S	S	S	S
6 Series	S	S	S	S	O	S	S	S	O	S	S	S	S	S	S	S	S	S	S	S	S	S	S	S	S	S	S	S	S
7 Series	S	S	S	S	O	S	S	S	O	S	S	S	S	S	S	S	S	S	S	S	S	S	S	S	S	S	S	S	S
9 Series	S	S	S	O	S	S	S	S	O	S	S	S	S	S	S	S	S	S	S	S	S	S	S	S	S	S	S	S	S

S = Standard O = Optional N = Not Available

STANDARD FEATURES AND OPTIONS

Contact our friendly sales staff to discuss your preferred configuration and option pricing.

Work Caravans
4 Kamholtz Court
Ashmore Q 4214

p 0404 600 001
e sales@caravans-australia.com.au
w caravans-australia.com.au



Ablution Caravans

Inclusions and Options

	Std Tap Water Input Food Grade Hose	Water Tank 175 Litre Aluminium	Water Tank 350 Litre Aluminium	Water Pump 240v 40 psi 17 LPM	Shower Fibreglass 1000 x 765mm	Waterless Urinal	Vanity White with Flick Mixer	Toilet Standard Dual Flush Mains Water	Toilet Thetford C250 Ceramic Cassette	Toilet Macerator Ceramic Bowl	Bathroom Exhaust Fan 240v	Hot Water Bosch 21 Gas	Gas Bottle 9kg with Mount	Window 600 x 600 Including Vent	Window 900 x 900 Including Security	Air Conditioner Aircommand Reverse
4 Series																
Plan 1	S	O	O	O	1	O	1	3	O	O	2	1	1	3	N	O
Plan 2	S	O	O	O	O	O	1	4	O	O	2	O	O	3	N	O
6 Series																
Plan 1	S	O	O	O	O	O	1	4	O	O	3	1	1	4	N	O
Plan 2	S	O	O	O	O	O	2	6	O	O	3	O	O	3	1	O
7 Series																
Plan 1	S	O	O	O	O	O	2	5	O	O	3	1	1	3	N	O
Plan 2	S	O	O	O	O	O	2	7	O	O	4	O	O	3	1	O
9 Series																
Plan 1	S	O	O	O	O	O	3	7	O	O	5	1	1	4	N	O
Plan 2	S	O	O	O	O	O	2	9	O	O	5	O	O	4	1	O
Plan 3	S	O	O	O	O	O	4	4	O	O	4	2	1	4	N	O

S = Standard O = Optional N = Not Available # = Number Included